

trippdesign

SIGN SPECIFICATIONS
FOR RESORT SIGNAGE

Submitted by Tripp Design
September 9, 2005
Revised 10/19/05



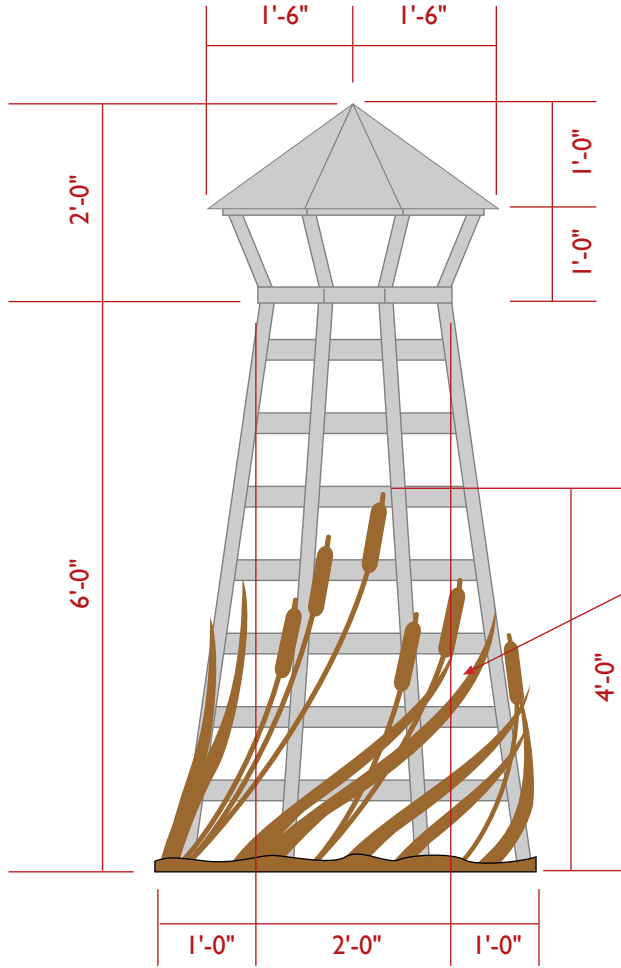
CONTENTS

1.1.1	ENTRY ICON	Identity: Captiva Point
1.1.2	ENTRY ICON	Identity: South Seas Village
1.2.0	RESORT ENTRANCE	Identity: South Seas Island Resort (Final specs to come after receiving drawings from architects.)
2.1.0	IDENTITY	Monument Building Identity
2.1.1	IDENTITY	Monument Association Building Identity with Directional
2.2.0	IDENTITY	Large Monument ID with Directional
2.3.0	IDENTITY	Building Identity
3.1.0	DIRECTIONAL	Pole-Mounted
3.2.0	DIRECTIONAL	Wall Mounted
3.2.1A	DIRECTIONAL	Wall Mounted (Association)
3.3.0	DIRECTIONAL	Single directional
3.4.0	DIRECTIONAL	Pole-mounted Roadside Directional
3.4.1A	DIRECTIONAL	Pole-mounted Roadside Directional (Association)
3.5.0A	DIRECTIONAL	Wall Mounted single directional (Association)
4.1.0	STREET MARKERS	Directional and Identification
4.2.0	STREET MARKERS	Regulatory
5.1.0	ROOM NUMBERS	
6.1.0	FACILITY RULES & REGULATIONS	
7.1.0	CHANGING EVENT FRAME & MAP/DIRECTORY	
8.1.0	RESTROOM	Wall-mounted regulatory



SCALE: 1" = 1'

LIGHTHOUSE FRONT



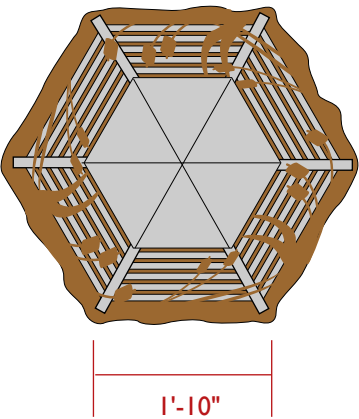


Lighthouse structure to be constructed from similar materials as main lighthouse on property.

Base and sculptural details to be cast with bronze finish. No taller than 4' in height.

SCALE: 1/5" = 1'

LIGHTHOUSE TOP



1.1.1

ENTRY ICON
Identity: Captiva Point

Quantity: 1

Materials: Lighthouse is fabricated from similar materials to the main lighthouse (weathered wood). Sign panel is layered aluminum panels.

Mounting: To be determined by sign manufacturer

Notes:

SCALE: As shown

Drawn by: bz

Date: 8/31/05

Rev. Date:

trippdesign

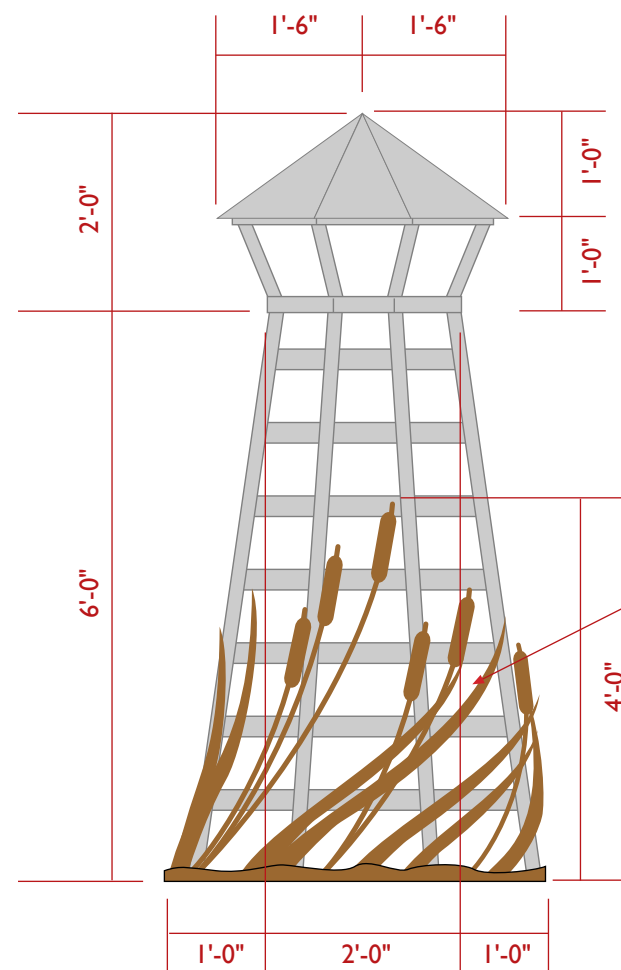
TrippDesign, Ltd.
2551 North Clark, Suite 400
Chicago, Illinois 60614

V 773 880 0245
F 773 880 0246



SCALE: 1" = 1'

LIGHTHOUSE FRONT

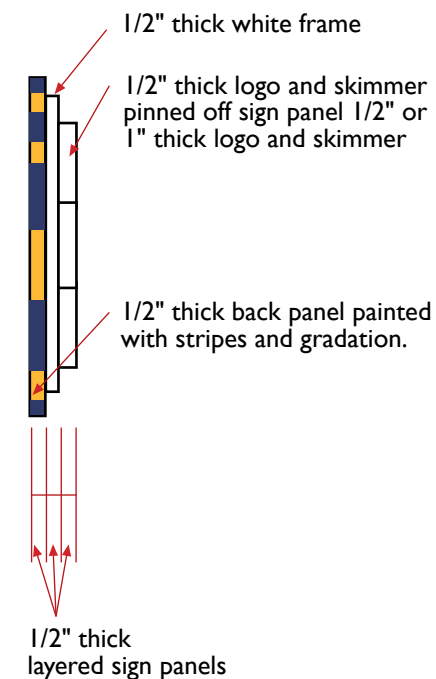
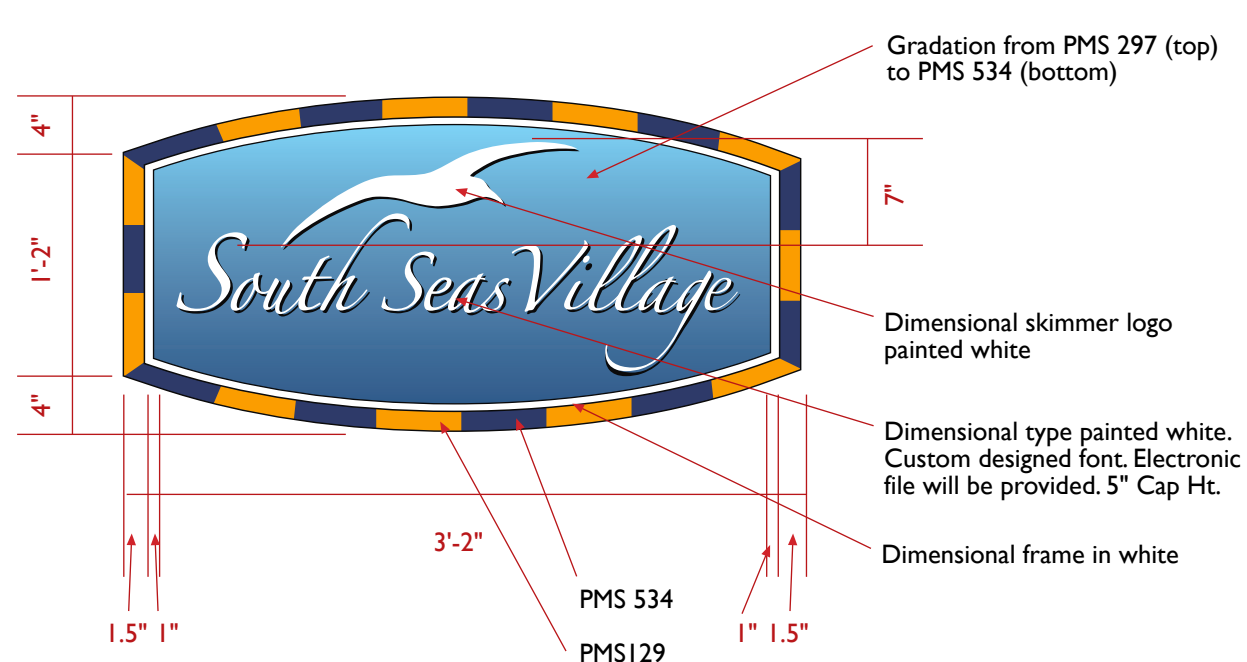
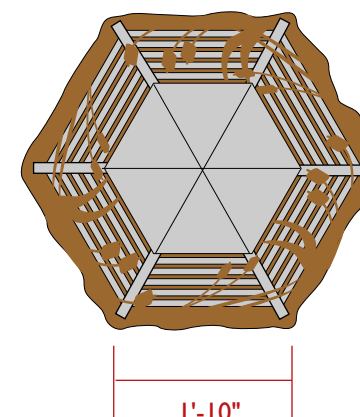


SCALE: 1/5" = 1'

Lighthouse structure to be constructed from similar materials as main lighthouse on property.

Base and sculptural details to be cast with bronze finish. No taller than 4' in height.

LIGHTHOUSE TOP



1.1.2

ENTRY ICON

Identity: South Seas Village

Quantity: 1

Materials: Lighthouse is fabricated from similar materials to the main lighthouse (weathered wood). Sign panel is layered aluminum panels.

Mounting: To be determined by sign manufacturer

Notes:

SCALE: As shown

Drawn by: bz

Date: 8/31/05

Rev. Date:

trippdesign

TrippDesign, Ltd.
2551 North Clark, Suite 400
Chicago, Illinois 60614

V 773 880 0245
F 773 880 0246



Final fabrication and sizing specs pending receipt of architectural drawings for fountain and lighthouse structure.

SCALE: NA

I.2.0

ENTRY ICON Identity: South Seas Island Resort

Quantity: 1

Materials: Lighthouse is fabricated from similar materials to the main lighthouse (weathered wood). Sign panel is layered aluminum panels.

Mounting: To be determined by sign manufacturer and architect.

Notes: Final fabrication and sizing specs pending receipt of architectural drawings.

SCALE: NOT TO SCALE

Drawn by: bz

Date: 8/31/05

Rev. Date:

trippdesign

TrippDesign, Ltd.
2551 North Clark, Suite 400
Chicago, Illinois 60614

V 773 880 0245
F 773 880 0246

IDENTITY

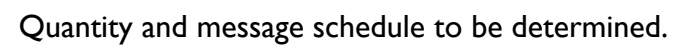
Monument Building Identity

SCALE: 1" = 1'

Rev. Date:

TrippDesign, Ltd.
2551 North Clark, Suite 400
Chicago, Illinois 60614

V 773 880 0245
F 773 880 0246



2.1.1

MONUMENT
Identity with nos.-
Associations

Quantity: To be determined
by SSR associations

Materials: Wooden sign posts
with brass finials. Sign box
and panels to be layered
aluminum or wood.
Fabrication option: Wooden
sign box with cast
dimensional sign face finished
as specified. Dimensional
lettering in 1/2 thick metal.

Mounting: Monument sign
mounts in ground

Notes: Panel thickness may
be reduced in cast option.

SCALE: 1" = 1'

Drawn by: bz

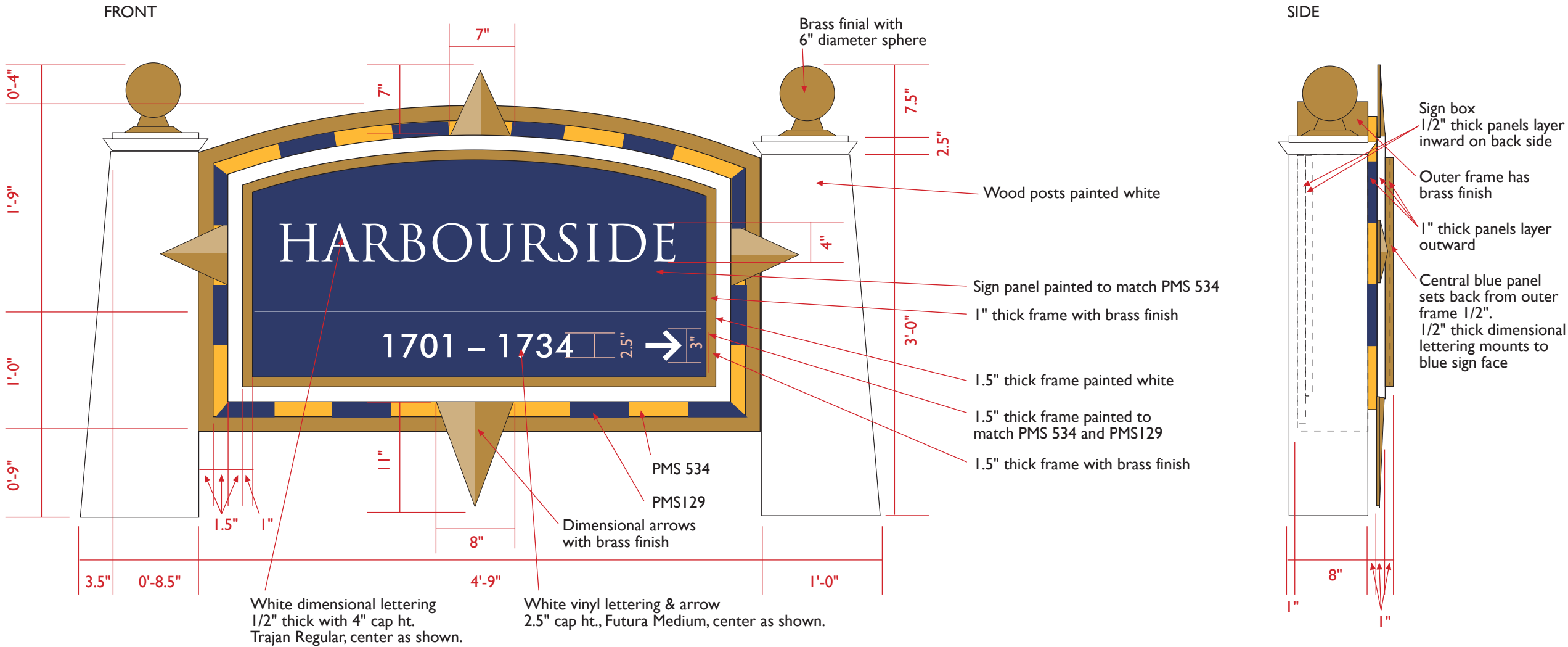
Date: 8/22/05

Rev. Date:

trippdesign

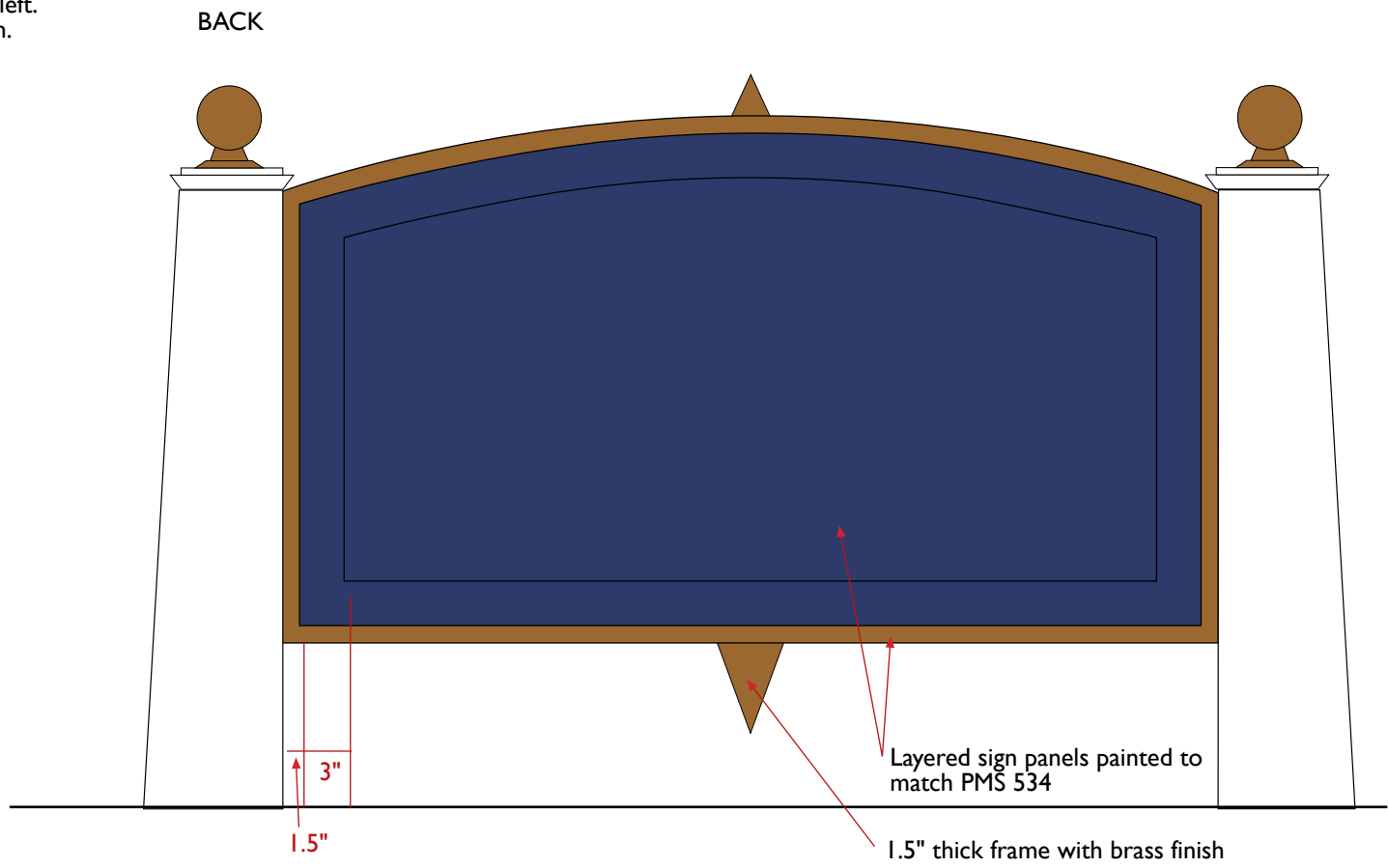
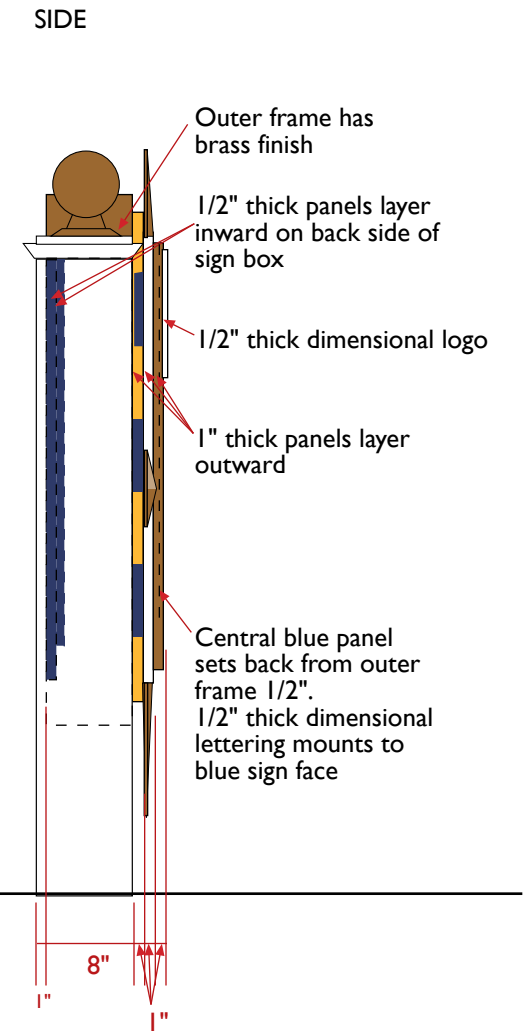
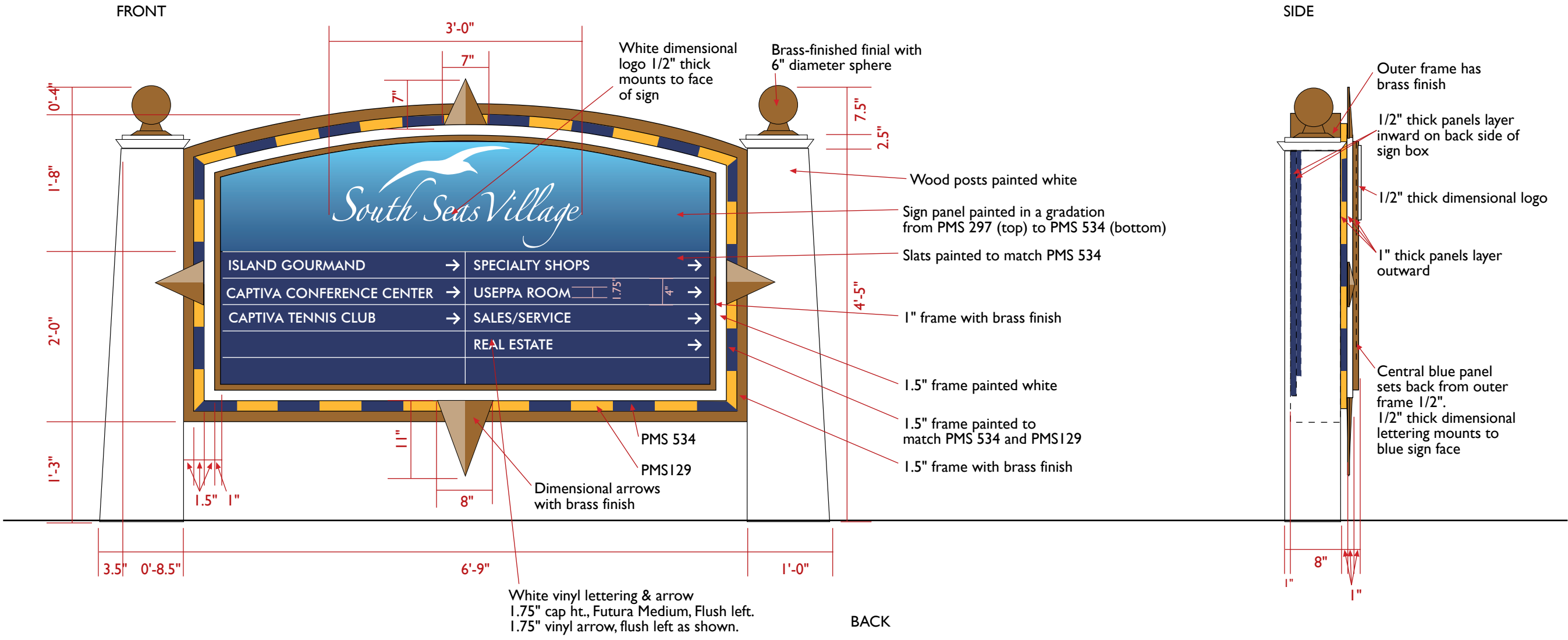
TrippDesign, Ltd.
2551 North Clark, Suite 400
Chicago, Illinois 60614

✓ 773 880 0245
F 773 880 0246



Quantity and message schedule to be determined.

SCALE : 1"=1'



Quantity and message schedule to be determined.

SCALE : 3/4"=1'

2.2.0

IDENTITY Large Monument ID with Directional

Quantity:TBD

Size: 8'-9"w x 5'-3"h x 1'-0"d

Materials: Wooden sign posts with brass-finished finials. Sign box and panels to be layered aluminum or wood. Dimensional lettering in 1/2" thick metal.

Mounting: Monument sign mounts in ground

Notes:

SCALE: 3/4" = 1'

Drawn by: bz

Date: 9/22/05

Rev. Date:

trippdesign

TrippDesign, Ltd.
2551 North Clark, Suite 400
Chicago, Illinois 60614

V 773 880 0245
F 773 880 0246

2.3.0

IDENTITY
Building Identity

Quantity: TBD

Size: 4'-6"w x 1'-10.5"h x 1.5"d
Materials: Sign panels to be layered aluminum or wood. Dimensional lettering in 1/2" thick metal.

Mounting: Mounts flush to gabled porch detail or face of building (conditions to be determined.)

Notes: Field measurement of gable required to determine final size and mounting method.

SCALE: 1" = 1'

Drawn by: bz

Date: 9/9/05

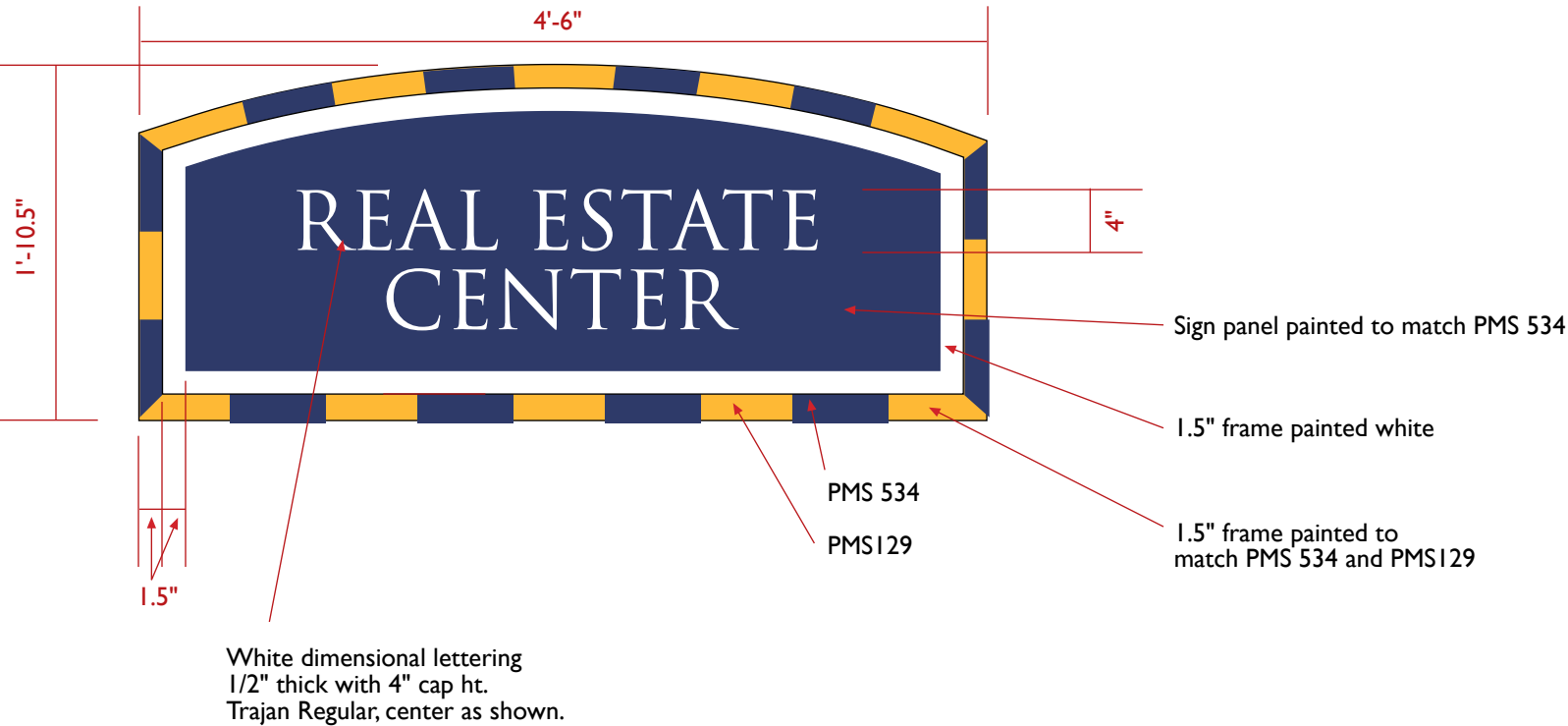
Rev. Date:

trippdesign

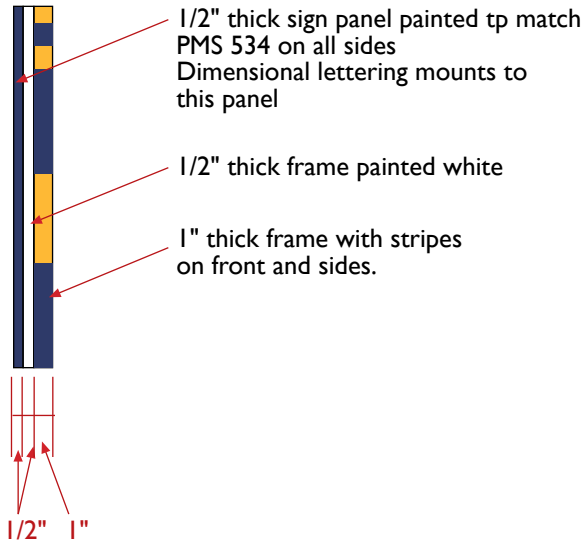
TrippDesign, Ltd.
2551 North Clark, Suite 400
Chicago, Illinois 60614

V 773 880 0245
F 773 880 0246

FRONT



SIDE



Quantity and message schedule to be determined. May include Real Estate Center, Registration, Rental Office, etc.

SCALE : 1"=1'

3.1.0

DIRECTIONAL Pole Mounted

Quantity:TBD

Size: 1'-.5"w x 1'-8" panel
4'-6"h x 2"d pole

Materials: Metal posts with finials have brass finish. Sign panel to be layered aluminum with changeable aluminum slats and reflective vinyl lettering.

Mounting: Pole mounts into ground.

Notes: Panels may need more slats added to bottom as needed according to message schedule.

SCALE: 1" = 1'

Drawn by: bz

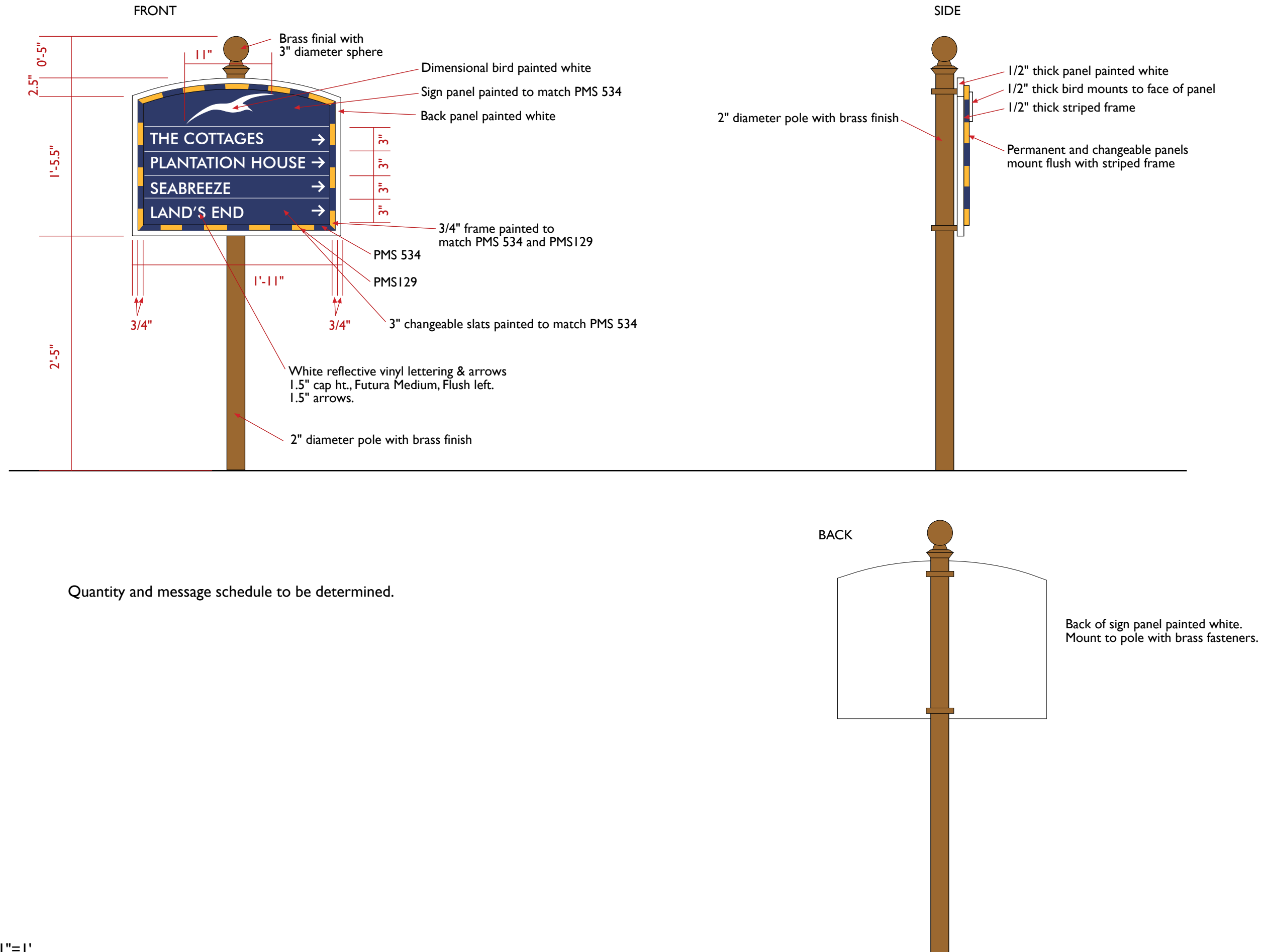
Date: 9/2/05

Rev. Date:

trippdesign

TrippDesign, Ltd.
2551 North Clark, Suite 400
Chicago, Illinois 60614

V 773 880 0245
F 773 880 0246



SCALE : 1"=1'

3.2.0

DIRECTIONAL
Wall Mounted

Quantity:TBD

Size: 2'-.5"w x 1'-8"

Materials: Sign panel to be layered aluminum with changeable aluminum slats with vinyl lettering.

Mounting: Panels mount to exterior or interior wall at 60" from floor on center where possible.

Notes: Panels may need more slats added to bottom as needed according to message schedule.

SCALE: 1" = 1'

Drawn by: bz

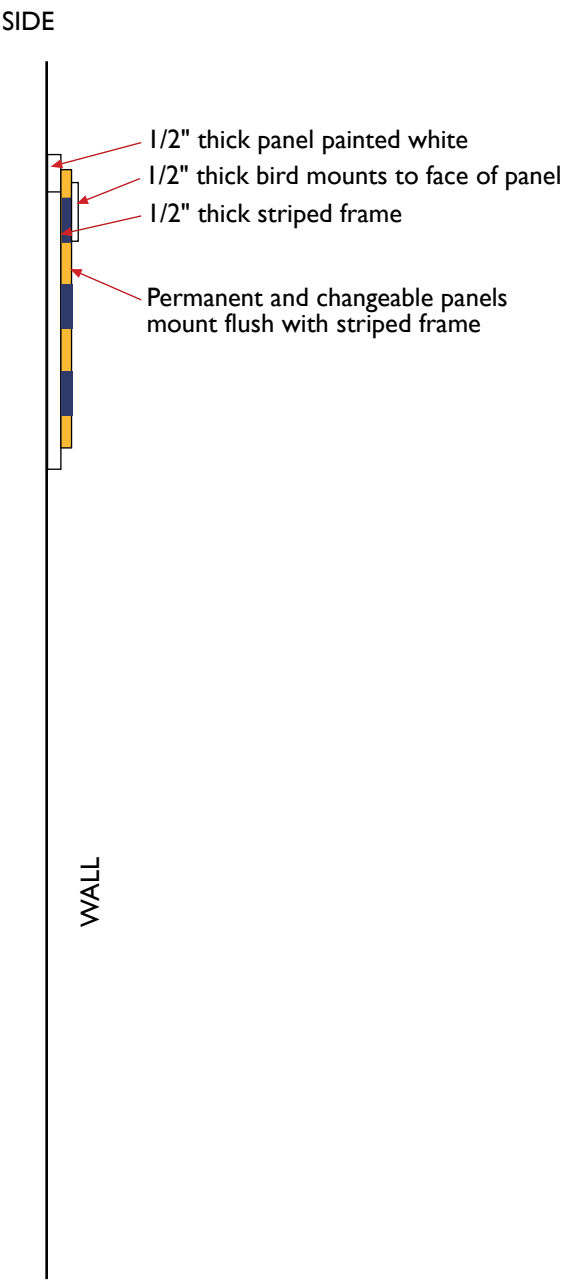
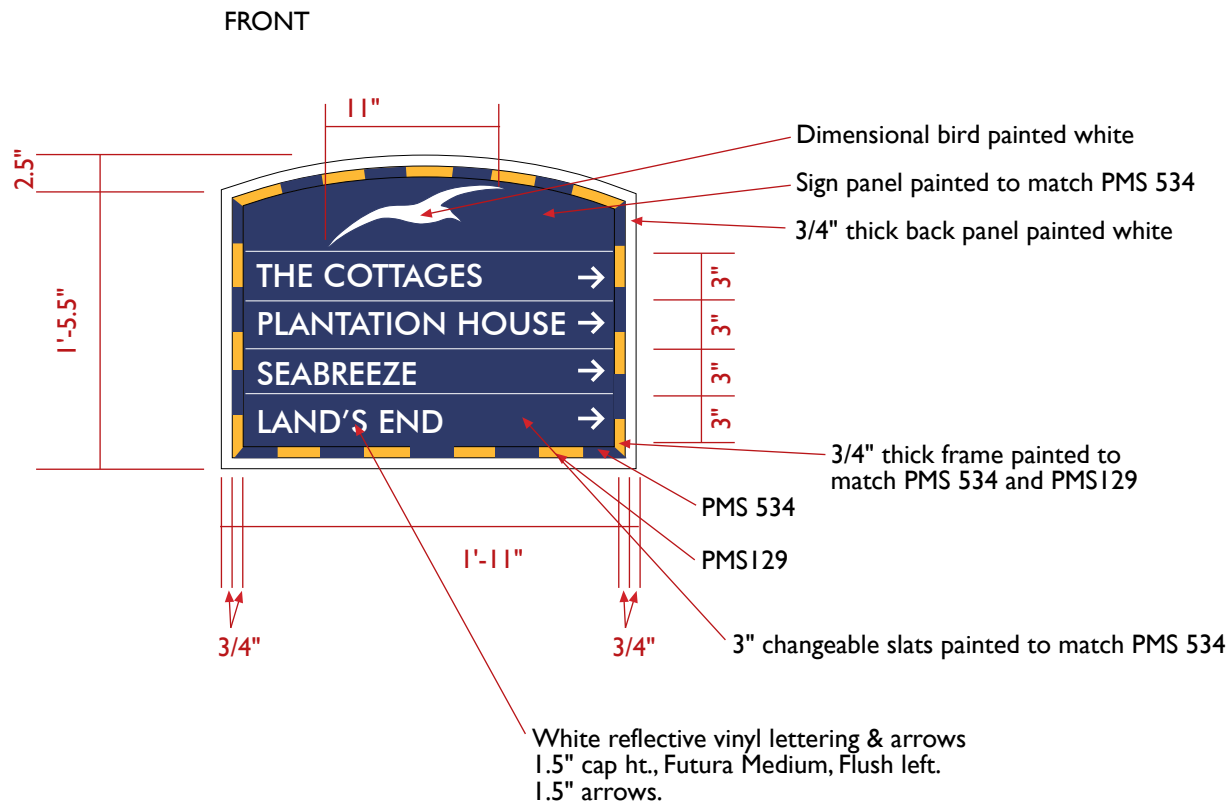
Date: 9/2/05

Rev. Date:

trippdesign

TrippDesign, Ltd.
2551 North Clark, Suite 400
Chicago, Illinois 60614

V 773 880 0245
F 773 880 0246



Quantity and message schedule to be determined.

SCALE : 1"=1'

3.2.1A

DIRECTIONAL
Wall Mounted
For Association

Quantity: TBD

Size: 2'-.5"w x 1'-8"

Materials: Sign panel to be layered aluminum with changeable aluminum slats with vinyl lettering.

Mounting: Panels mount to exterior or interior wall at 60" from floor on center where possible.

Notes: Panels may need more slats added to bottom as needed according to message schedule.

SCALE: 1" = 1'

Drawn by: bz


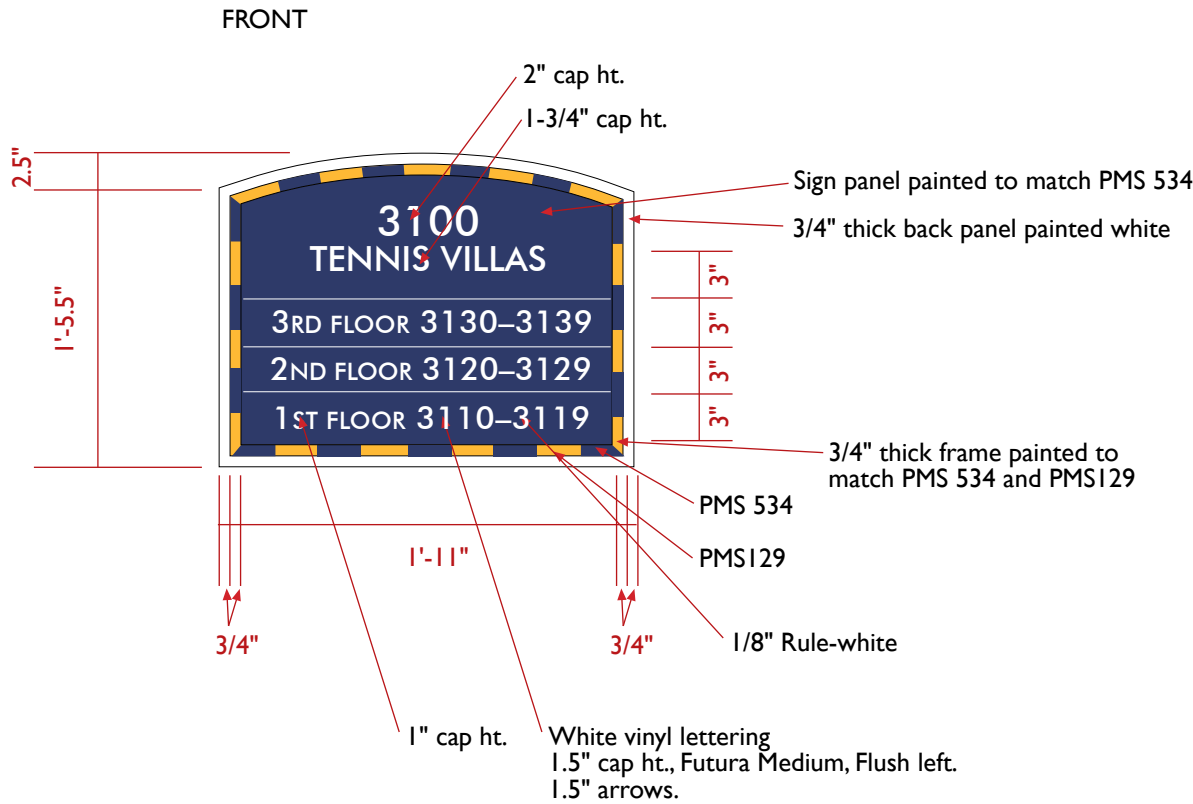
Date: 9/14/05

Rev. Date:

trippdesign

TrippDesign, Ltd.
2551 North Clark, Suite 400
Chicago, Illinois 60614

V 773 880 0245
F 773 880 0246



Quantity and message schedule to be determined.

SCALE : 1"=1'

3.3.0

DIRECTIONAL
Single directional

Quantity:TBD

Size: 2'-1.5"w x 13"h panel
8"w x 3'-0"h x 5.5"d post
Materials: Wooden posts with
brass-finished finials. Sign
panel to be layered aluminum
Reflective vinyl letters
applied to sign panel.

Mounting: Wooden post
mounts into ground.

Notes:

SCALE: 1" = 1'

Drawn by: bz

Date: 9/2/05

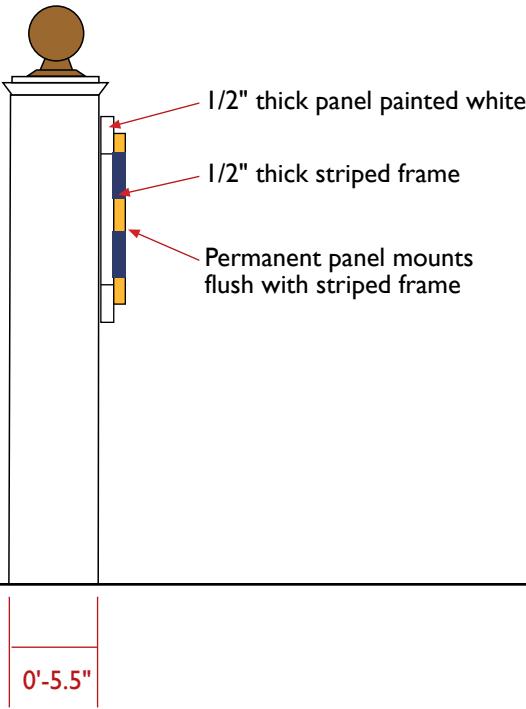
Rev. Date:

trippdesign

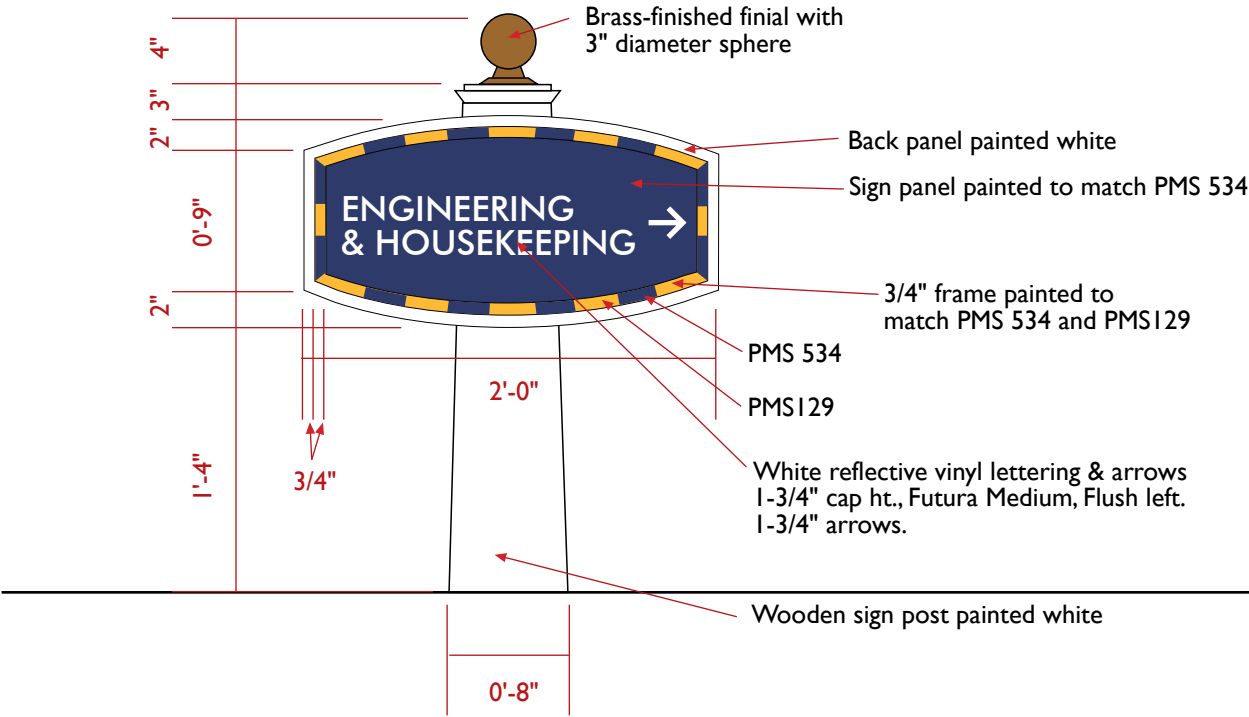
TrippDesign, Ltd.
2551 North Clark, Suite 400
Chicago, Illinois 60614

V 773 880 0245
F 773 880 0246

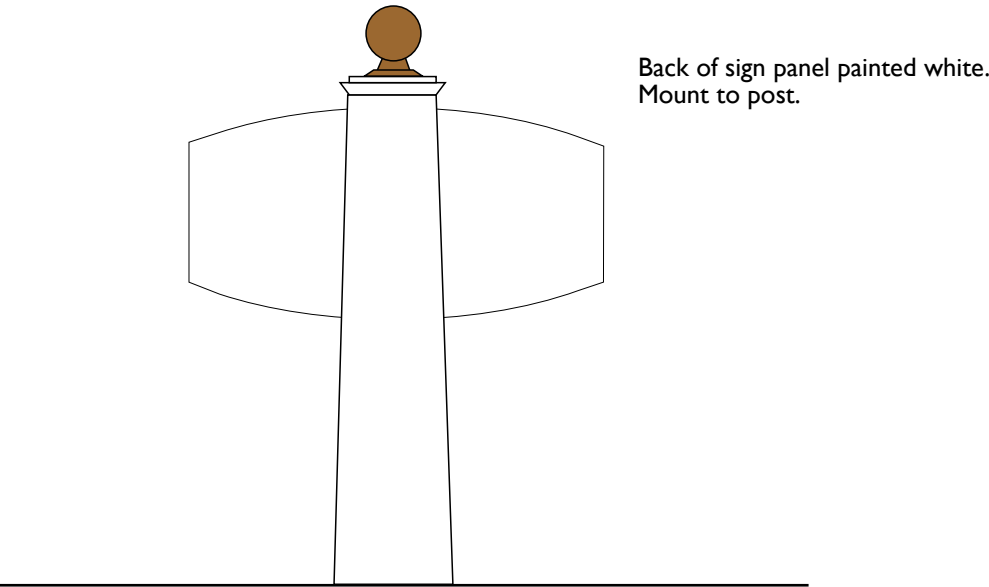
SIDE



FRONT



BACK



Quantity and message schedule to be determined.

SCALE : 1"=1'

3.4.0

DIRECTIONAL
Pole-mounted
Roadside Directional

Quantity:TBD

Size: 2'-8"w x 2'-2.5"h panel
4'-6"h x 2"d poles

Materials: Metal posts with
finials have brass finish. Sign
panel to be layered aluminum
with changeable aluminum
slats with reflective vinyl
lettering.

Mounting: Poles mounts into
ground.

Notes: Panels may need
more slats added to bottom
as needed according to
message schedule.

SCALE: 1" = 1'

Drawn by: bz

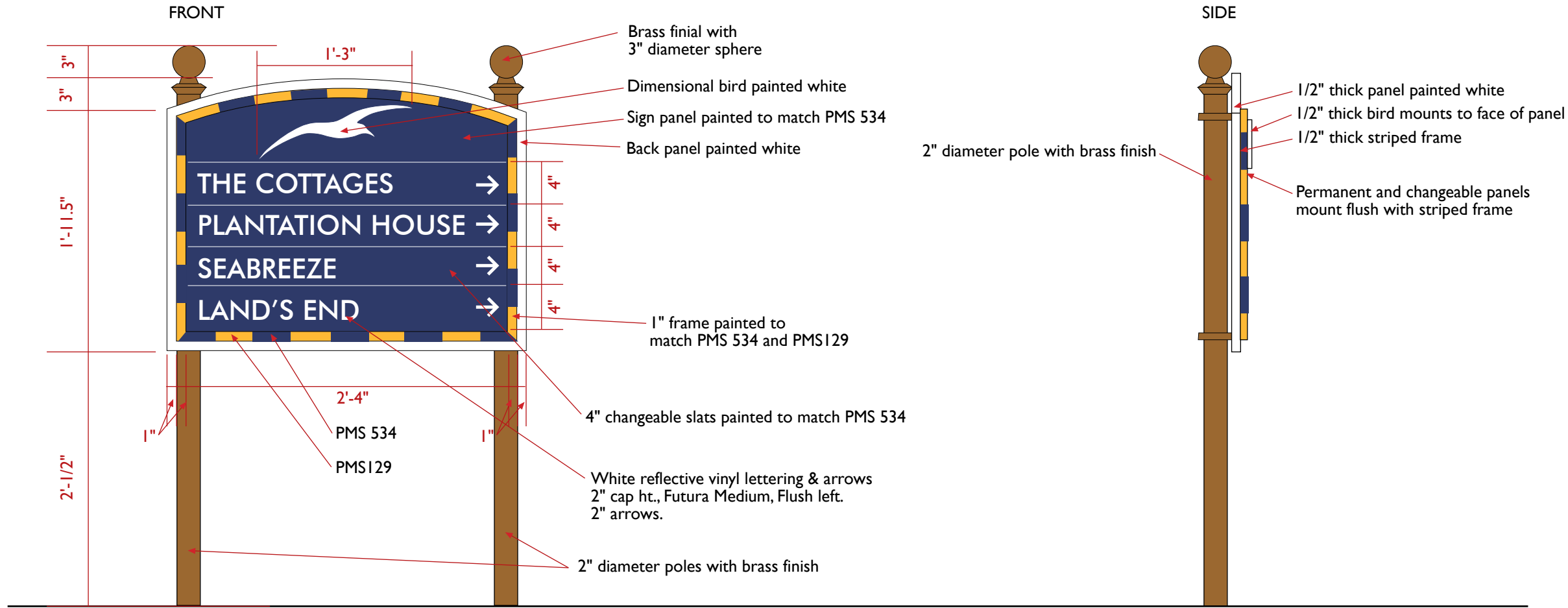
Date: 9/7/05

Rev. Date:

trippdesign

TrippDesign, Ltd.
2551 North Clark, Suite 400
Chicago, Illinois 60614

V 773 880 0245
F 773 880 0246



Single-Sided

Quantity and message schedule to be determined.

SCALE : 1"=1'

DIRECTIONAL

Size: 2'-8"w x 2'-2.5"h panel
4'-6"h x 2"d poles

Mounting: Poles mounts into ground.

SCALE: 1" = 1'

Rev. Date:

TrippDesign, Ltd.
2551 North Clark, Suite 400
Chicago, Illinois 60614

V 773 880 0245
F 773 880 0246



Back of sign panel painted white.
Mount to pole with brass fasteners.

SCALE : 1"=1'

3.5.0A

DIRECTIONAL
Single directional
Wall mounted

Quantity:TBD

Size: 2'-1.5"w x 13"h panel

Materials: Sign panel to be layered aluminum
Reflective vinyl letters applied to sign panel.

Mounting:Wall mounted-60" from floor on center where possible.

Notes:

SCALE: 1" = 1'

Drawn by: bz

Date: 9/14/05

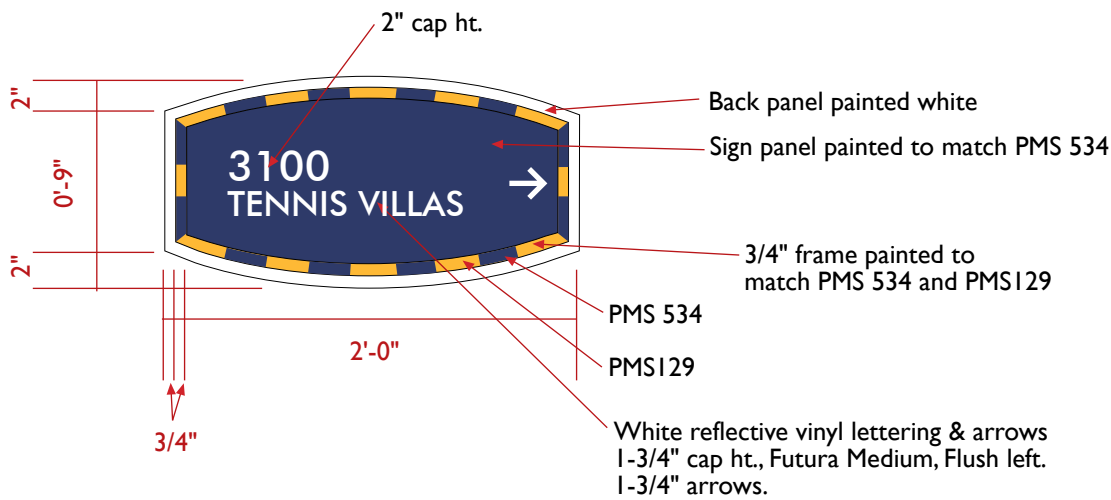
Rev. Date:

trippdesign

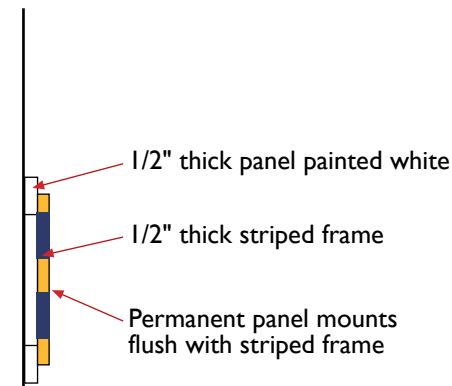
TrippDesign, Ltd.
2551 North Clark, Suite 400
Chicago, Illinois 60614

V 773 880 0245
F 773 880 0246

FRONT

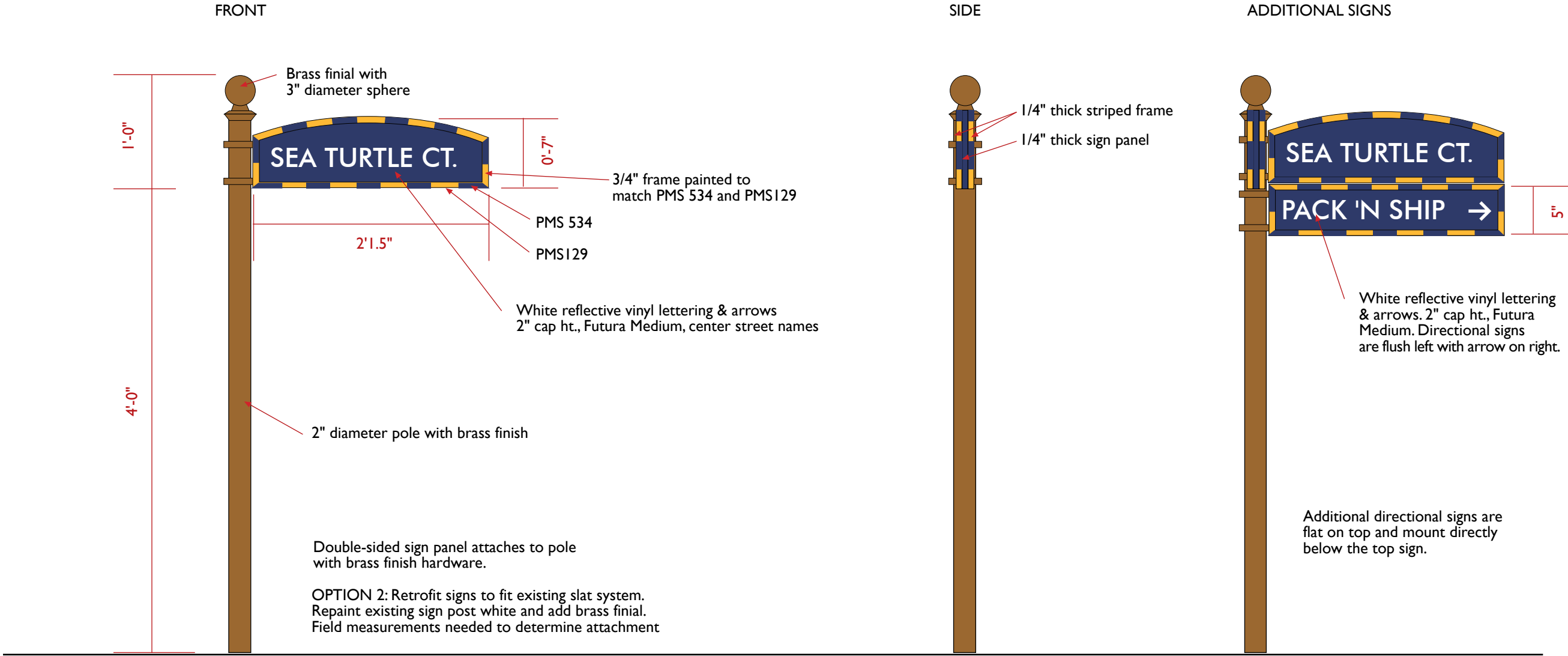


SIDE

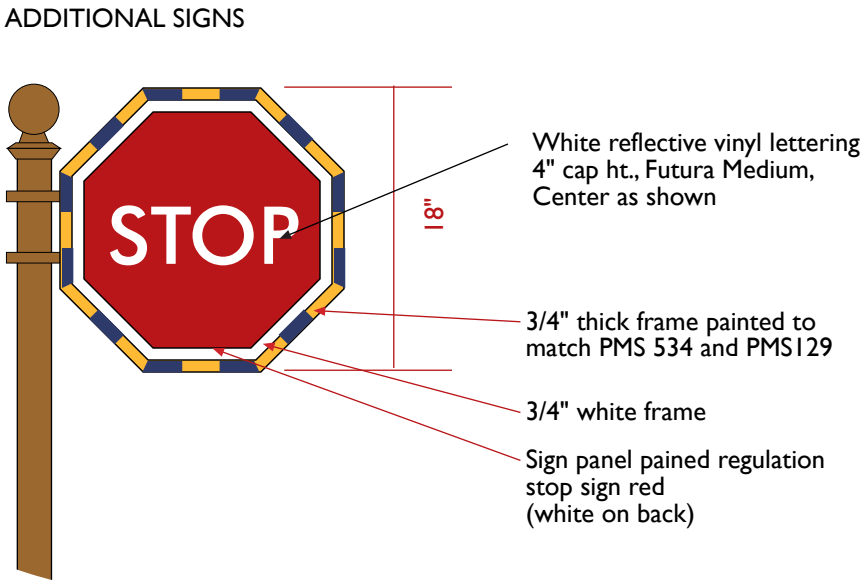


SCALE : 1"=1'

Quantity and message schedule to be determined.



Quantity and message schedule to be determined.



4.1.0

STREET MARKERS
Directional and
Identification

Quantity:TBD

Materials: Aluminum sign panels. Pole with brass finish. Option 2-use existing sign posts painted white with new finials (in brass finish). Reflective white vinyl letters applied to sign panel.

Mounting: Post mounts into ground.

Notes: Panel thickness may need to change if fitting into existing sign posts.

SCALE: 1" = 1'

Drawn by: bz

Date: 8/24/05

Rev. Date:

trippdesign

TrippDesign, Ltd.
2551 North Clark, Suite 400
Chicago, Illinois 60614

V 773 880 0245
F 773 880 0246

SCALE : 1"=1'

4.2.0

STREET MARKERS
Regulatory

Quantity:TBD

Size: 1'-6" sign panel with
4"w x 4'2"h x 2"d sign post.

Materials: Aluminum sign
panels.Wooden sign posts.
Reflective vinyl letters
applied to sign panel.

Mounting: Post mounts into
ground.

Notes: Pole height may be
adjusted for location.

SCALE: 1" = 1'

Drawn by: bz


Date: 9/9/05

Rev. Date:

trippdesign

TrippDesign, Ltd.
2551 North Clark, Suite 400
Chicago, Illinois 60614

V 773 880 0245
F 773 880 0246



Quantity and message schedule to be determined.
Messages may include, Speed Limits, One Way, Parking information,
Stop Signs (see 4.1.0), Do Not Enter, trail markers, marina information, etc.

SCALE : 1"=1'

5.1.0

ROOM NUMBERS

Quantity:TBD

Size: 9"w x 4.5"h not including arrows

Materials: Layered aluminum or acrylic sign panels painted as specified.

Acrylic sign panel with ADA numbering and braille fits into frame.

Mounting: Mount to wall on latch side of door with center of sign 60" from the floor per ADA requirements.

Notes:

SCALE: 4" = 1'

Drawn by: bz

Date: 9/2/05

Rev. Date:

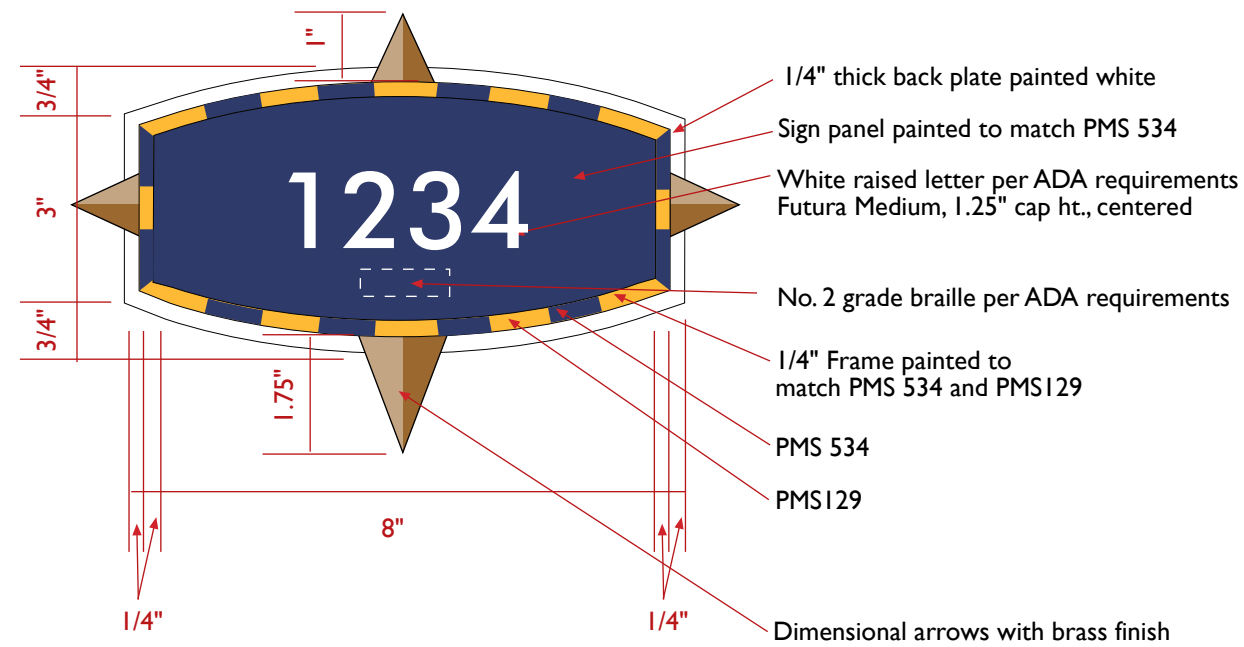
trippdesign

TrippDesign, Ltd.
2551 North Clark, Suite 400
Chicago, Illinois 60614

V 773 880 0245
F 773 880 0246

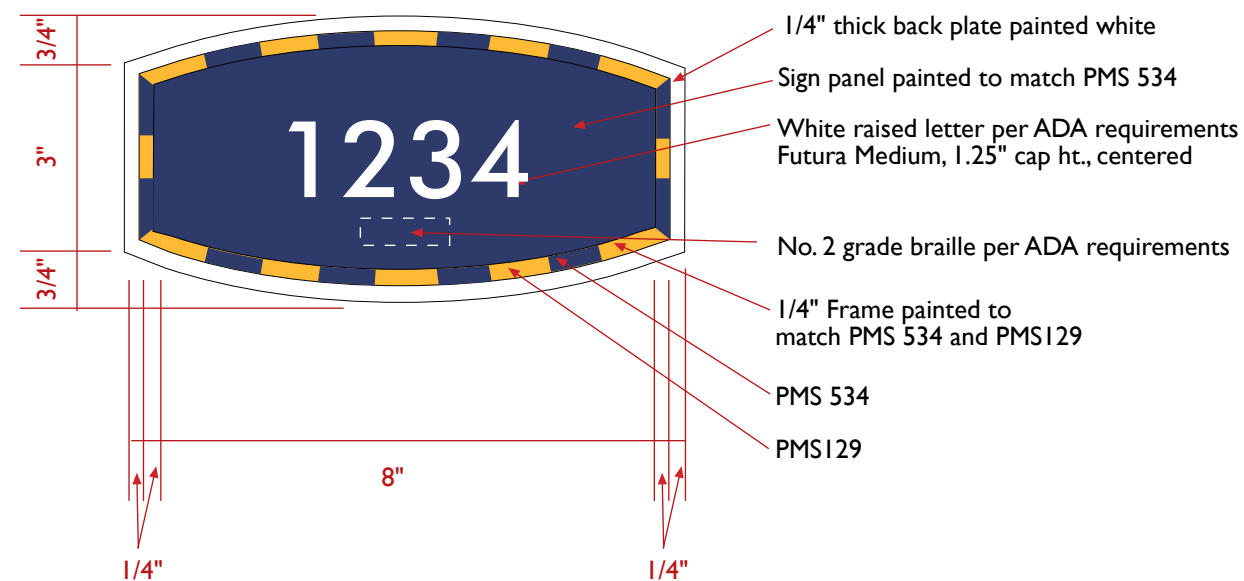
OPTION I

FRONT



OPTION 2

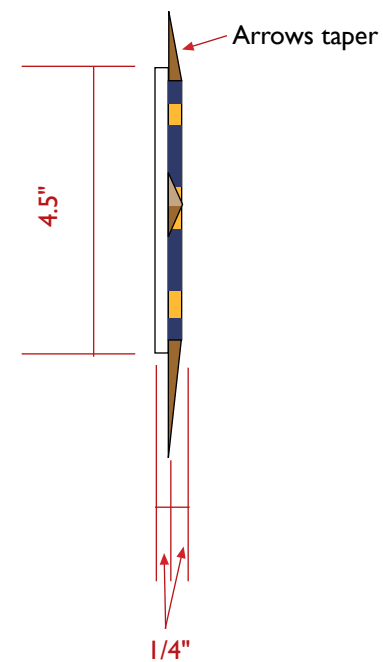
FRONT



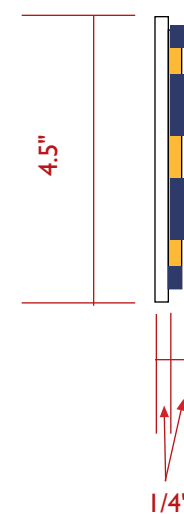
Quantity and message schedule to be determined.

SCALE : 4"=1'

SIDE



SIDE



6.1.0

FACILITY RULES
& REGULATIONS

Quantity: To be determined
by SSR Association

Size: 2'-9"w x 1'-8" panel
4'-6"h x 2"d pole

Materials: Metal posts with
finials have brass finish. Sign
panel to be layered aluminum
with white vinyl lettering.

Mounting: Pole mounts into
ground. May need to mount
to wall.

Notes:

SCALE: 1" = 1'

Drawn by: bz

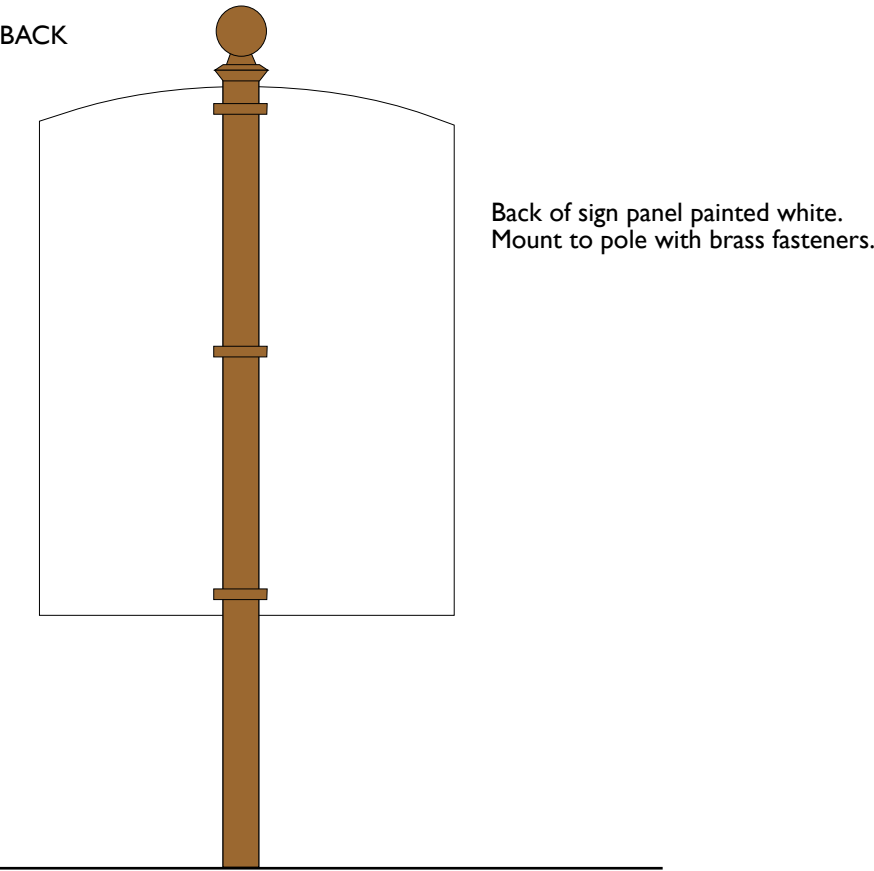
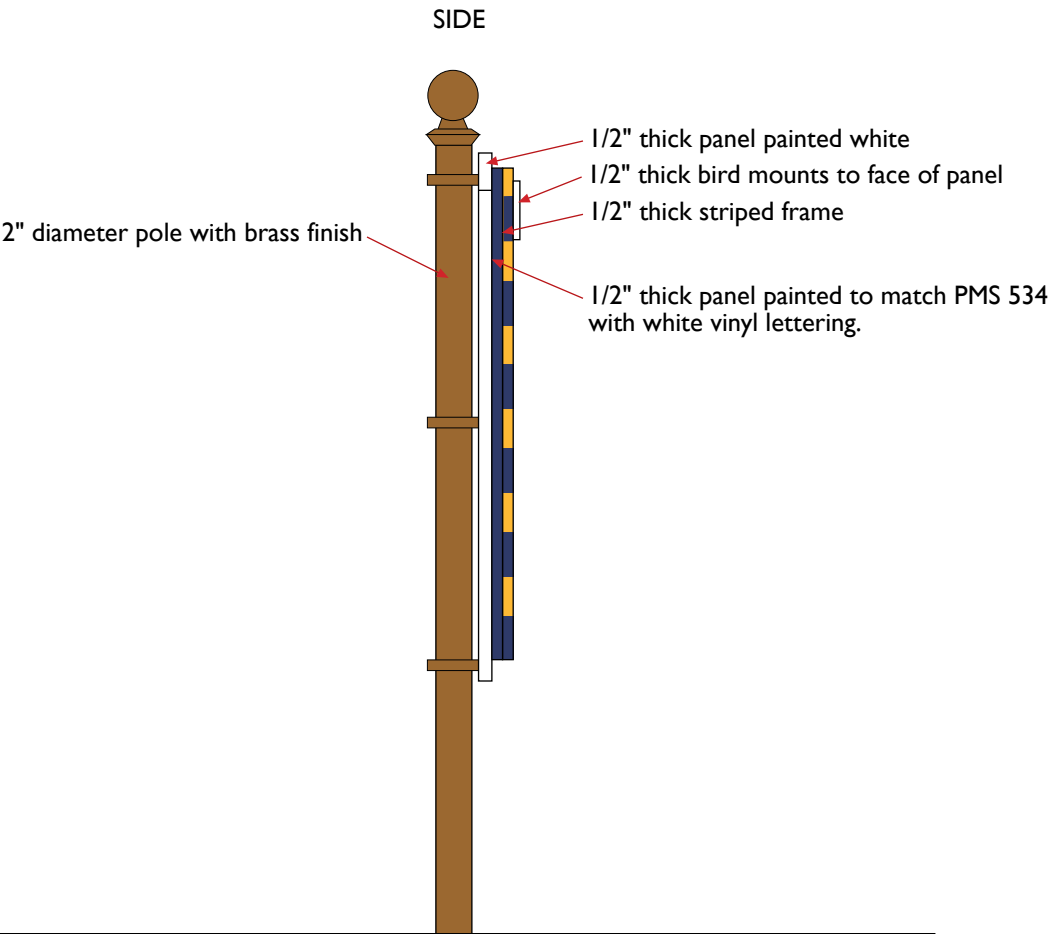
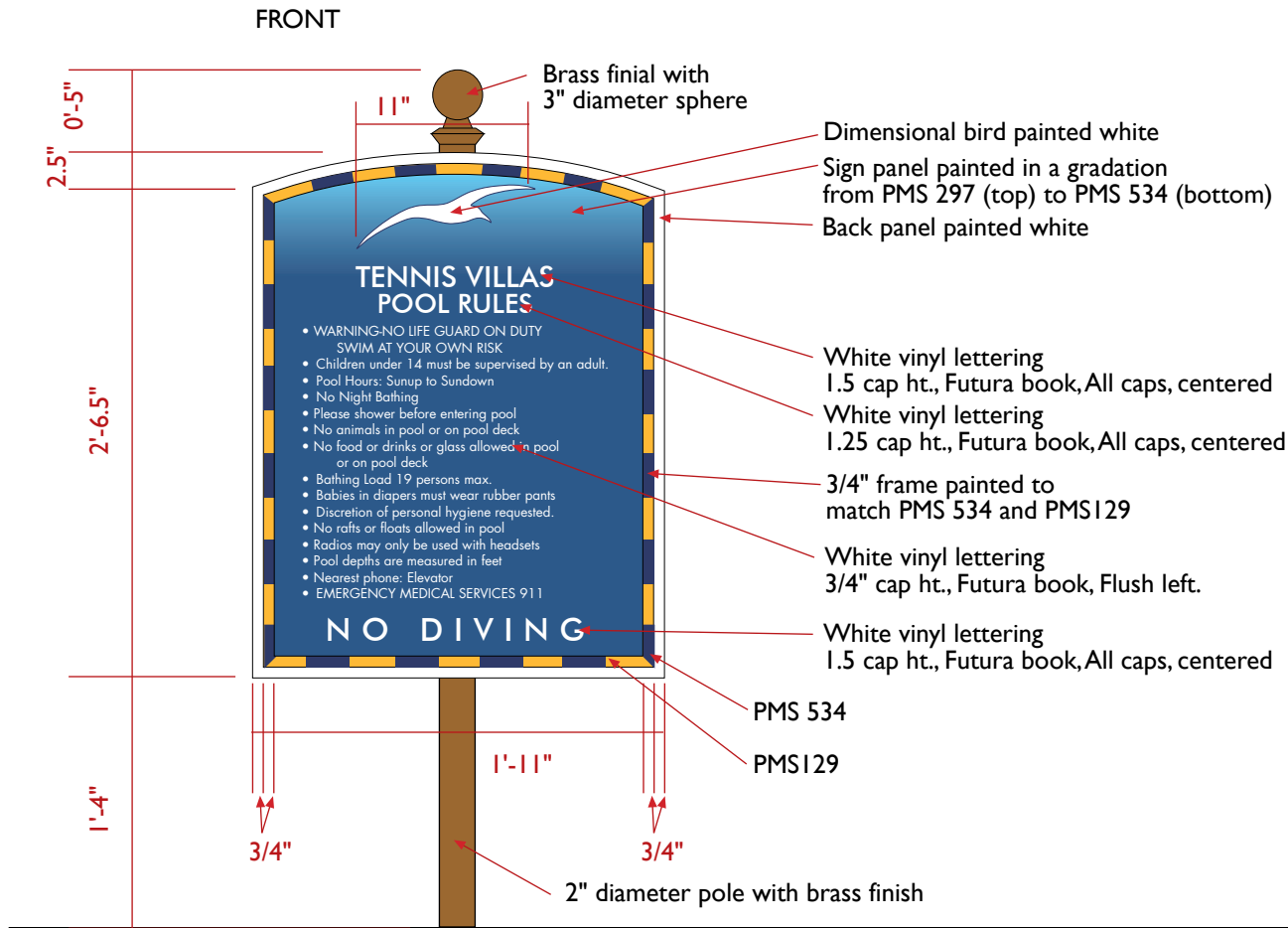
Date: 9/9/05

Rev. Date:

trippdesign

TrippDesign, Ltd.
2551 North Clark, Suite 400
Chicago, Illinois 60614

V 773 880 0245
F 773 880 0246



Quantity and message schedule to be determined.
Text type size may need to be adjusted to accommodate copy.
Custom design will be used at Captiva Point Lagoon.

SCALE : 1"=1'

7.1.0

CHANGING
EVENT FRAME &
MAP/DIRECTORY

Quantity: TBD

Size: 3'-7"w x 2'-9.5"h panel
4'-6"h x 2"d poles where
needed.

Materials: Sign panel to be
layered aluminum with hinged
frame. Frame may be
commercially purchased or
custom built. Metal posts
with finials have brass finish.

Mounting: Poles mounts into
ground.

Notes: Hinged frame may be
replaced with permanent
map/directory mounted
directly to blue sign face.

SCALE: 1" = 1'

Drawn by: bz

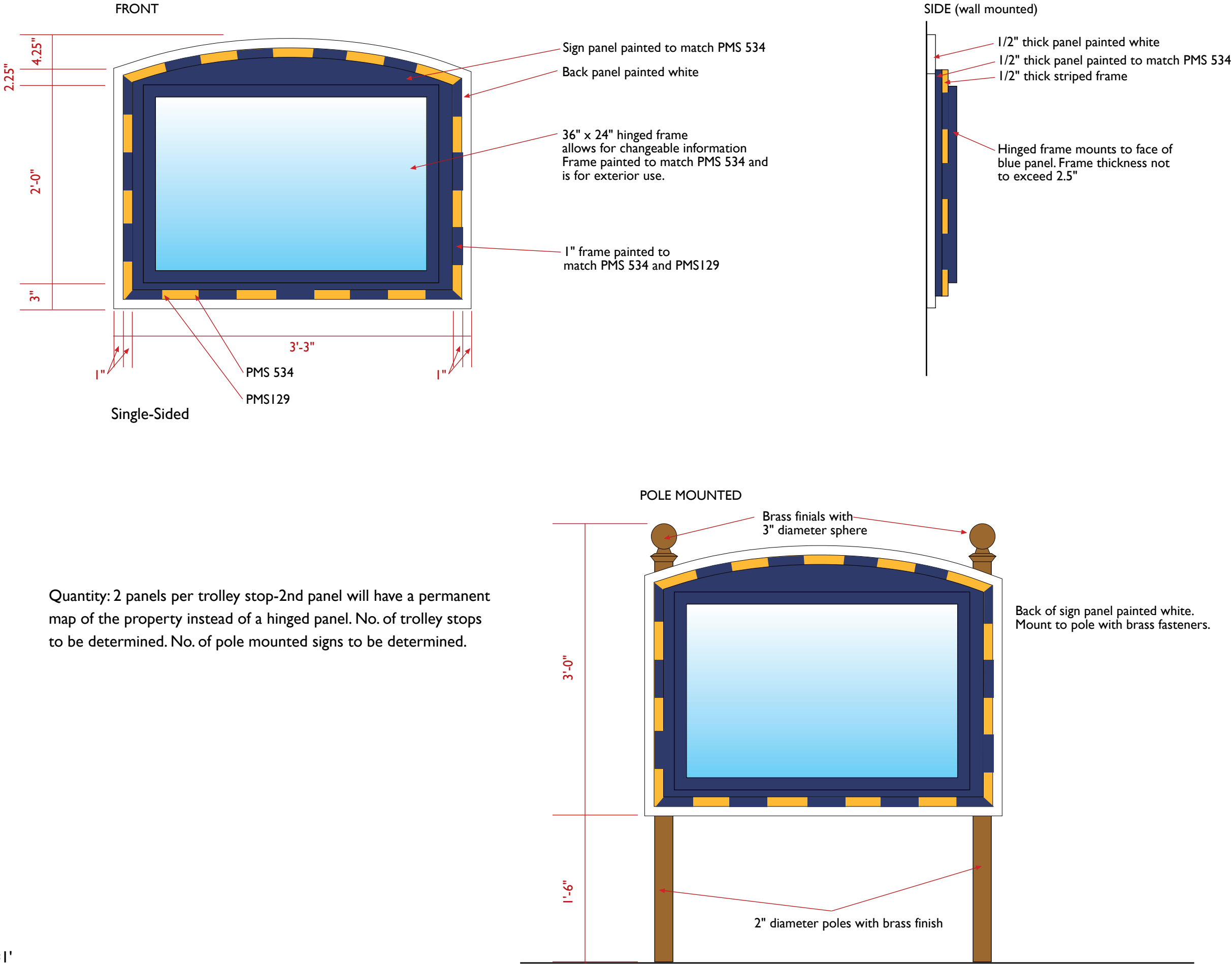
Date: 9/9/05

Rev. Date:

trippdesign

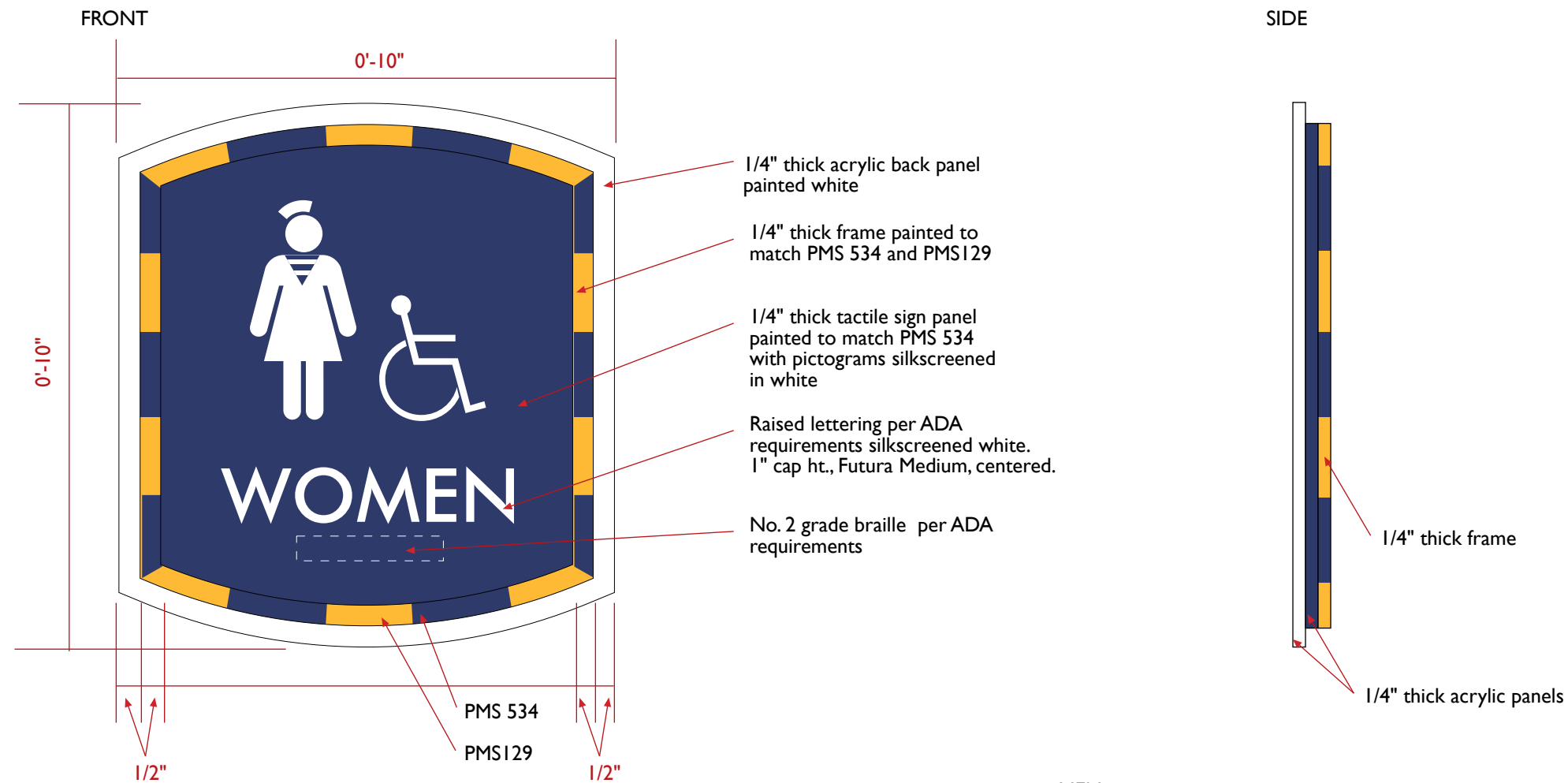
TrippDesign, Ltd.
2551 North Clark, Suite 400
Chicago, Illinois 60614

V 773 880 0245
F 773 880 0246



Quantity: 2 panels per trolley stop-2nd panel will have a permanent map of the property instead of a hinged panel. No. of trolley stops to be determined. No. of pole mounted signs to be determined.

SCALE : 1"=1'



Single-sided sign panel

Quantity and message schedule to be determined.
Design will be used for other regulatory information, as well.
(Do Not Enter, Stairwell, In Case of Fire ..., etc.)

MEN



SCALE : 4"=1'

8.1.0

RESTROOM Wall-mounted regulatory

Quantity: TBD

Size: 10" x 10"

Materials: Layered acrylic.
Tactile sign panel with ADA
type, braille and pictographs.

Mounting: Mounts to wall or
door per ADA requirements.

Notes:

SCALE: 4" = 1'

Drawn by: bz

Date: 9/9/05

Rev. Date:

trippdesign

TrippDesign, Ltd.
2551 North Clark, Suite 400
Chicago, Illinois 60614

V 773 880 0245
F 773 880 0246